

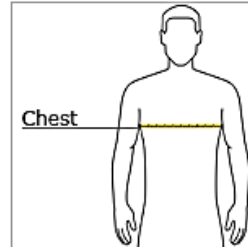
# NEW YORK STATE CANAL STORE

## Men's Size Chart

### Men's Cotton Shirt

SIZE CHART – With arms down at sides, measure around the upper body, under arms and around the fullest part of the chest.

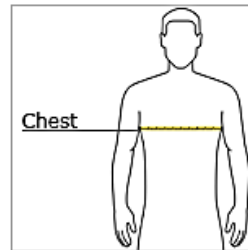
Size	S	M	L	XL	XXL
Chest (inches)	35-37	38-40	41-43	44-46	47-49
Body Length at Back	28	29	30	31	32
Size	LTall	XLtall	2XLtall	2XLtall	2XLtall
Chest (inches)		41-43	44-46	47-49	50-53
Body Length at Back		33	34	35	36



### Men's Cotton Tank Top

SIZE CHART – With arms down at sides, measure around the upper body, under arms and around the fullest part of the chest.

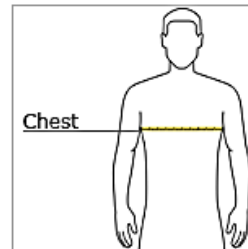
Size	S	M	L	XL	XXL
Chest (inches)	35-37	38-40	41-43	44-46	47-49
Body Length at Back	28	29	30	31	32



### Men's Performance Tee

SIZE CHART – With arms down at sides, measure around the upper body, under arms and around the fullest part of the chest.

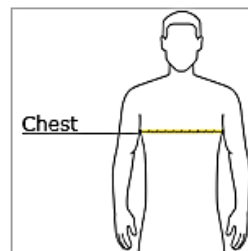
Size	XS	S	M	L	XL	XXL
Chest (inches)	32-34	35-37	38-40	41-43	44-46	47-49
Body Length at Back	27	28	29	30	31	32



### Men's Performance Long Sleeve

SIZE CHART – With arms down at sides, measure around the upper body, under arms and around the fullest part of the chest.

Size	XS	S	M	L	XL	XXL
Chest (inches)	32-34	35-37	38-40	41-43	44-46	47-49
Body Length at Back	27	28	29	30	31	32
Sleeve Length	33 1/4	34	34 1/4	35 1/2	36 1/4	37



### Men's Performance Tank Top

SIZE CHART – With arms down at sides, measure around the upper body, under arms and around the fullest part of the chest.

Size	XS	S	M	L	XL	XXL
Chest (inches)	32-34	35-37	38-40	41-43	44-46	47-49
Body Length at Back	26	27	28	29	30	31

